

# ASSEMBLY INSTRUCTION

## STEP-1

FILL THE BASE WITH WATER OR SAND.



## STEP-2

LID THE BASE.



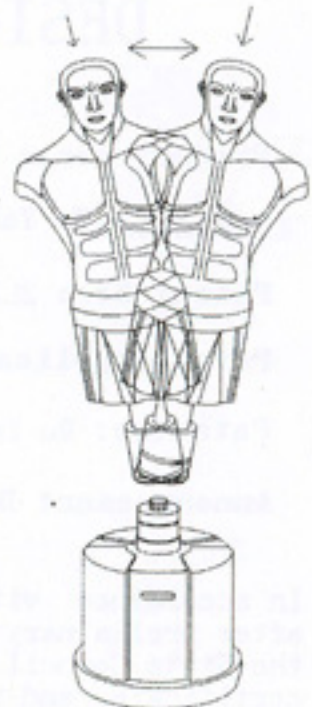
## STEP-3

MATCH TWO HOLES BETWEEN THE BODY AND BASE.



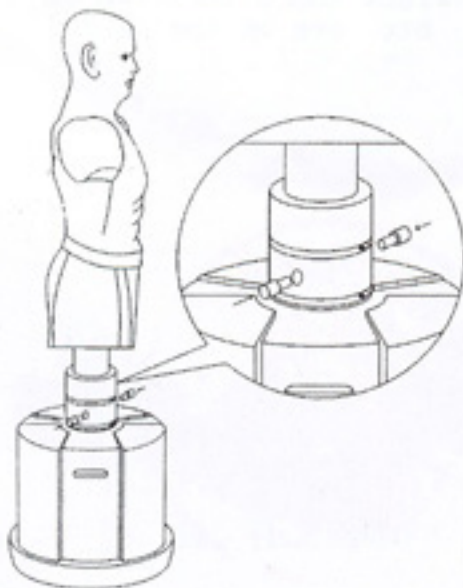
## STEP-4

SHAKE AND SLIP ON THE BODY TO THE BASE.



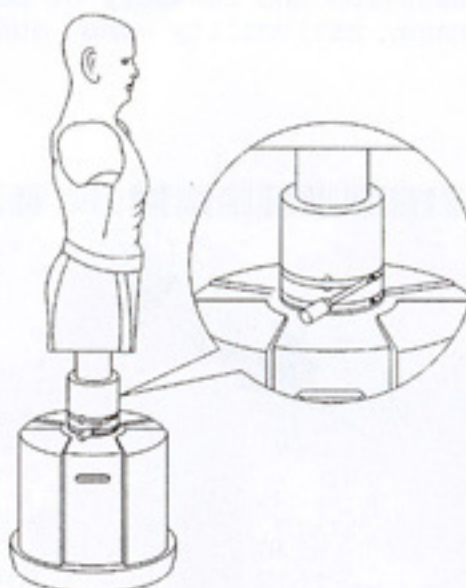
## STEP-5

PUT TWO RUBBER PLUGS INTO BOTH SIDES.



## STEP-6

COVER TWO HOLES WITH THE STEEL STRIPE THEN TIGHTEN UP.



## STEP-7

COVER THE TOP OF BASE WITH PROTECTION BAG.

